



YI HWANG ACADEMY
of LANGUAGE EXCELLENCE



Start The New Year Right with MyPaymentsPlus!




All Parents are encouraged to create a **FREE MyPaymentsPlus** account in order to:

Manage and keep track of all student payments in one convenient location. Parents will be able to view and pay for student's fees & activities, make donations, see payment history and more!

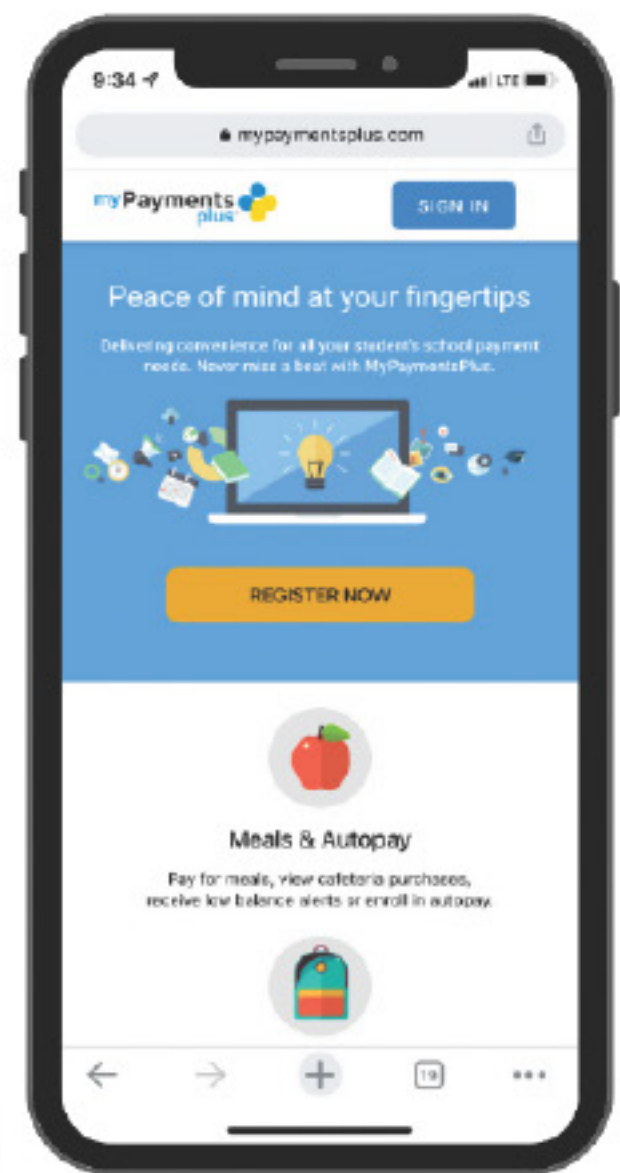

Signing Up is FREE & EASY!

Go to www.mypaymentsplus.com
Click "Register for a FREE Account"
Add your student(s) using their student ID number

Need help setting up your account?

-  (877) 237-0946
-  support@mypaymentsplus.com
-  online chat

SCAN NOW
to get
Started!



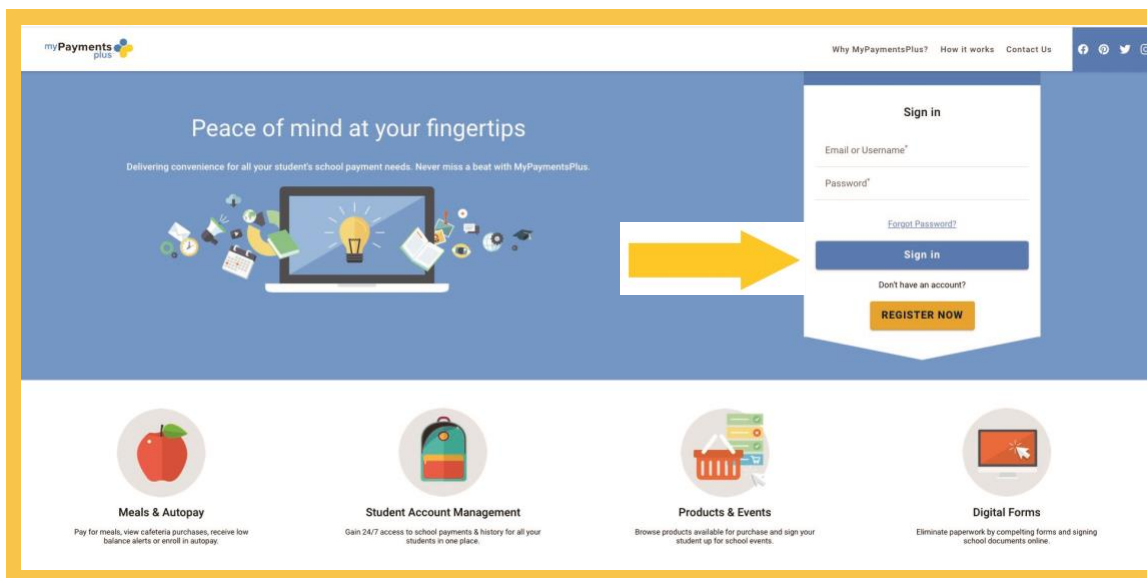
Download the Mobile App!



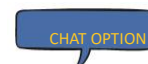
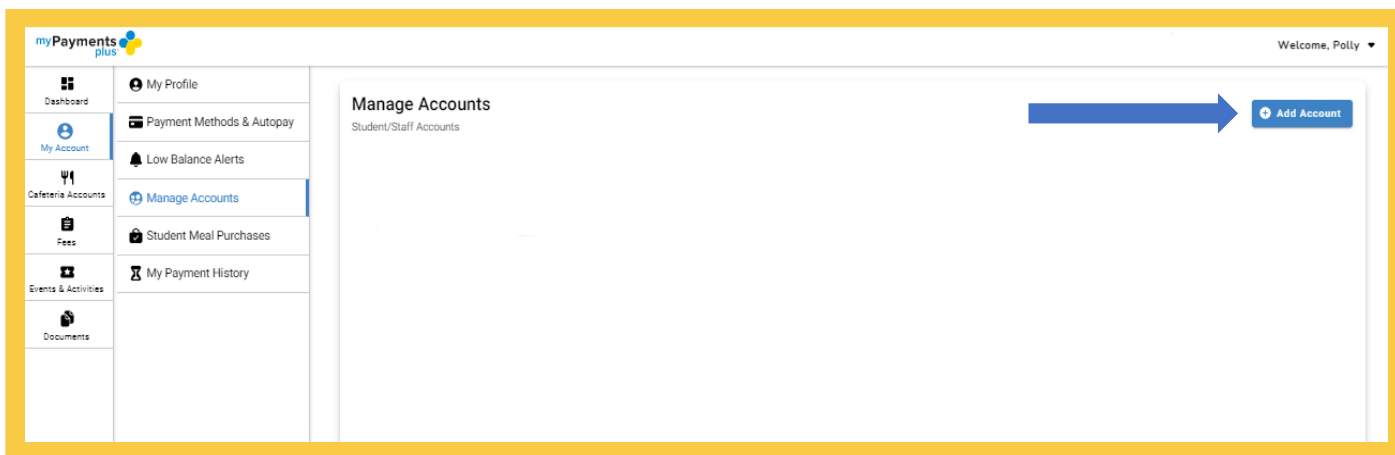
www.mypaymentsplus.com

Step 1: Visit www.mypaymentsplus.com and click [Register Now](#).

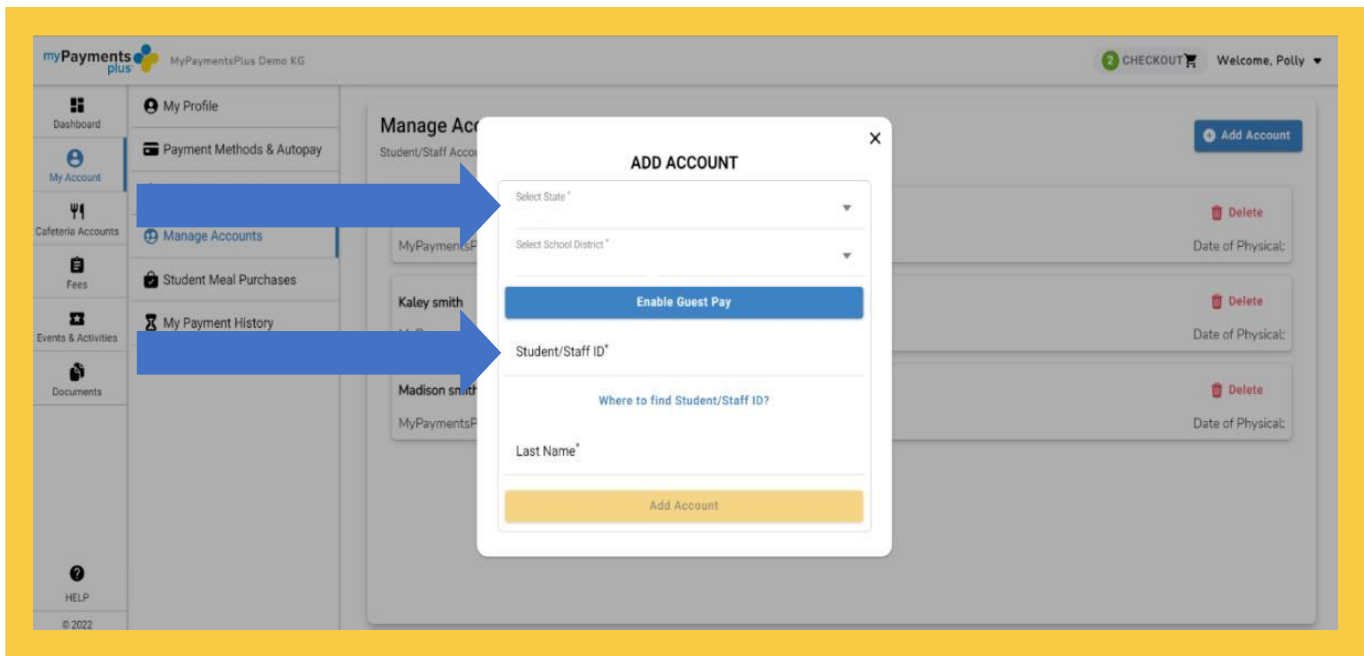
If you have a MyPaymentsPlus account already, you can just add this this new student account to your existing profile by following the steps below.



Step 2: To add your students to your existing account, from the Dashboard- continue the instructions on the page. You will click "[My Account](#)" > "[Manage Accounts](#)" then click "[Add Account](#)" to add student.




Step 3: If the student you are adding next is enrolled in a different school/district from first student, **Select** the State and **choose** the correct school/district, then add the **ID number** and **last name** of the student you wish to add to the account..



Step 4: If you have students in different districts, you can switch between the accounts in the **top left corner**.

This example displays how to toggle between your student's accounts.



SCAN NOW
TO
LOG ON

